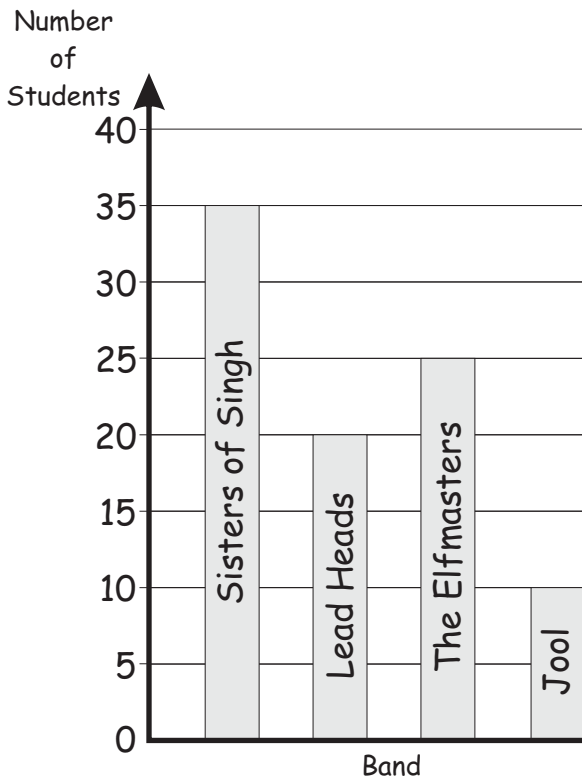


DATA 1

MARK

29

1. All the students in Grade 6 at a school were asked who was their favourite band. The results are shown on this graph.

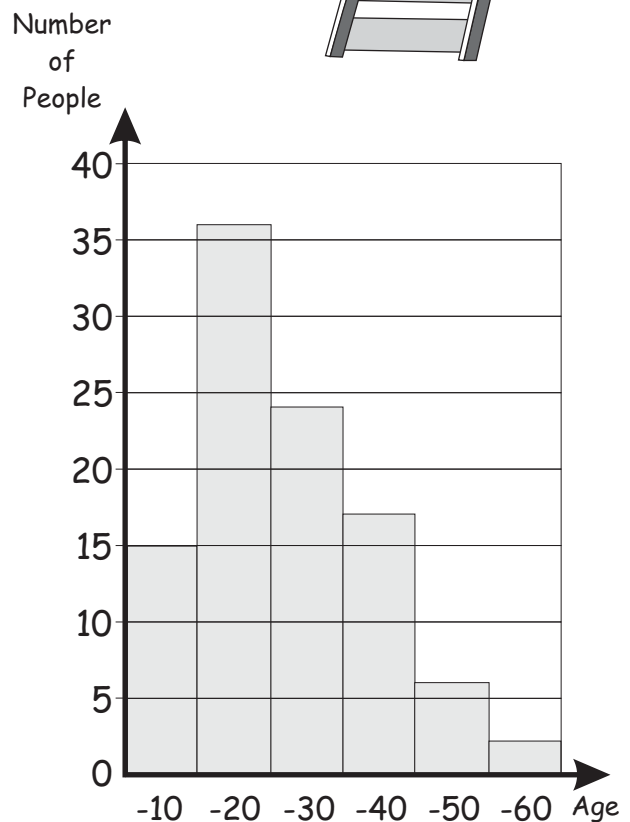


(a) How many students chose each of the bands?

| Band | Number |
|------------------|--------|
| Sisters of Singh | |
| Lead Heads | |
| The Elfmasters | |
| Jool | |

(b) How many students are in Grade 6 at this school?

2. The ages of 100 people who rode on a new attraction at Luna Park are shown on the graph below.



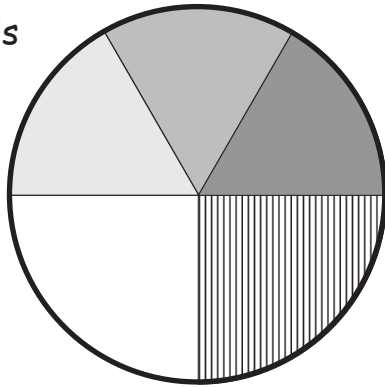
(a) How many people older than 40 went on the ride?

(b) How many people up to the age of 10 went on the ride?

(c) How many people between the ages of 10 and 40 went on the ride?

3. 120 people were asked to state their favourite fruit juice. The results are shown on this pie graph.

- Orange
- Apple
- Tomato
- Mango
- Pineapple



30 people chose orange as their favourite juice. Complete the table below showing the number of people who chose each juice.

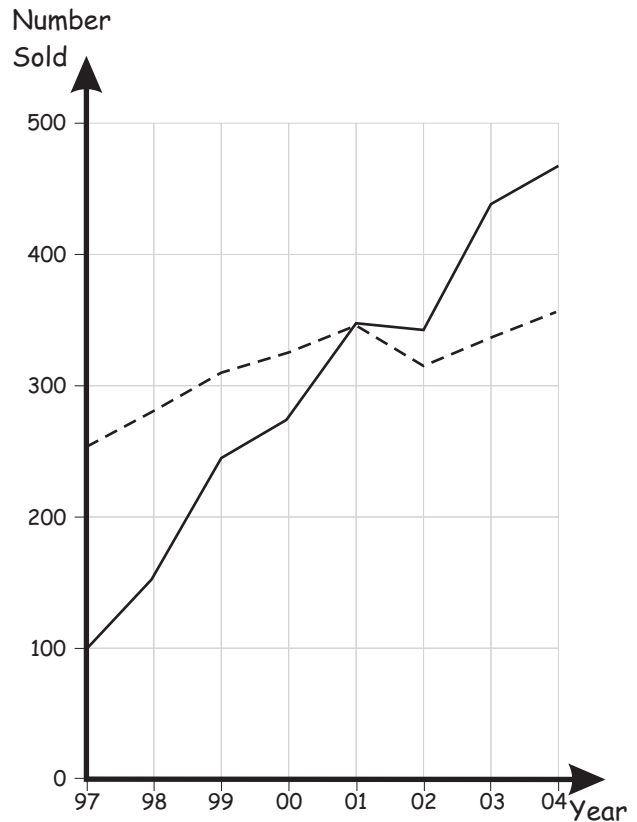
| Juice | Number |
|--------------|------------|
| Orange | 30 |
| Apple | |
| Tomato | |
| Mango | |
| Pineapple | |
| Total | 120 |

4. Jake had five piglets. Their weights were: 15 kg, 22 kg, 25 kg, 17 kg, 21 kg
 (a) Arrange the weights of the piglets in order from lightest to heaviest.

(b) Find the middle weight?

(c) Find the mean weight?

5. The Tooweela company makes bicycles. It has two types of bicycles - **Tektra** and **Cykron**. The graph below shows the sales of these bicycles between the years 1997 and 2004.



— Tektra Sales - - - Cykron Sales

(a) Complete the table below showing the approximate number of each bicycle sold in the years 1997, 2000 and 2004.

| | 1997 | 2000 | 2004 |
|--------------|------|------|------|
| Tektra Sales | | | |
| Cykron Sales | | | |

(b) In which year were the sales of the two bicycles the same?

(c) In which year were the sales of the bicycles less than the year before?